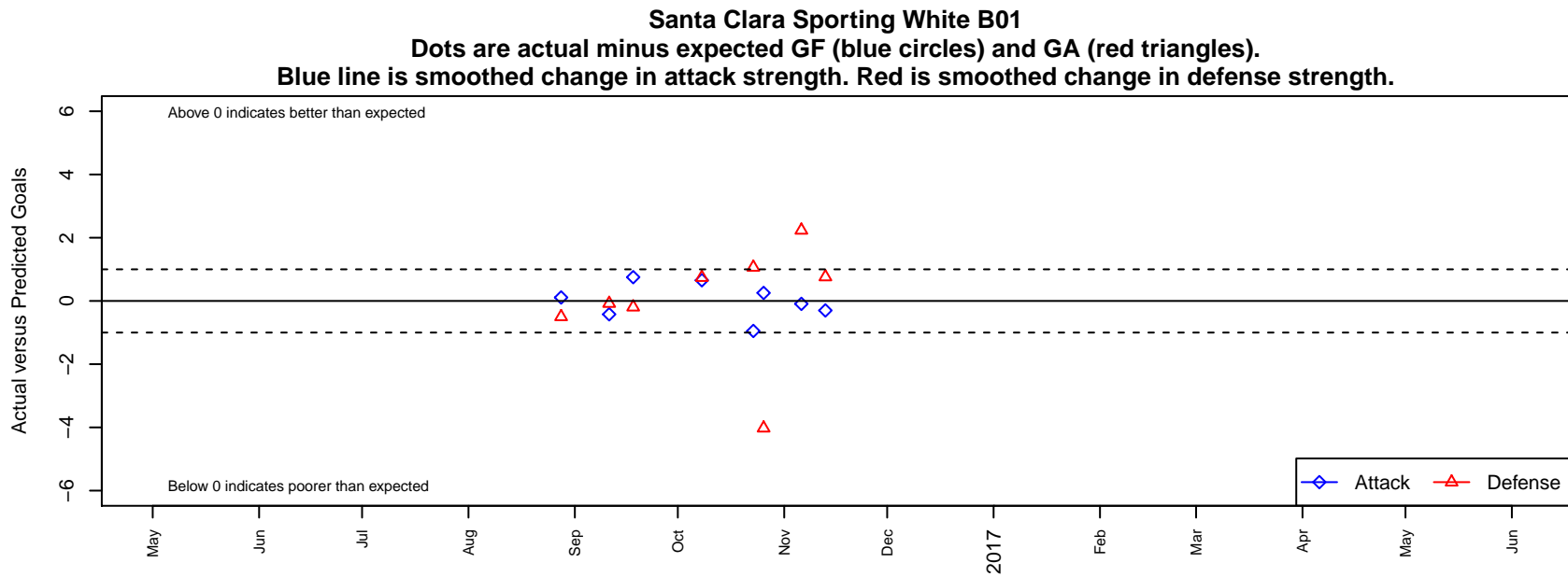


# Santa Clara Sporting White B01

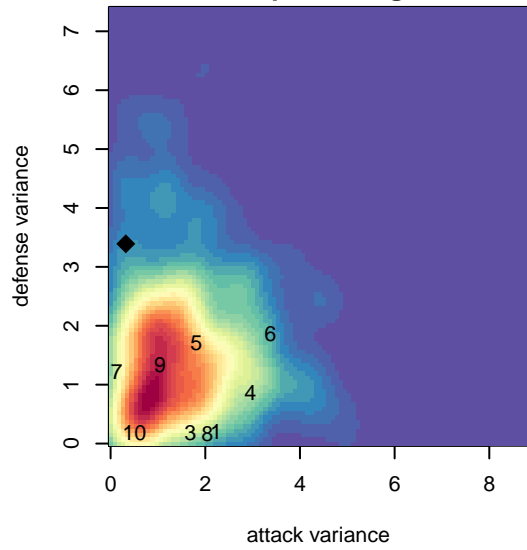
Santa Clara, CAN  
B01 total strength=1741  
attack=35.52 defense=19.16

alt names used:  
SANTA CLARA SPORTING 01B WHITE

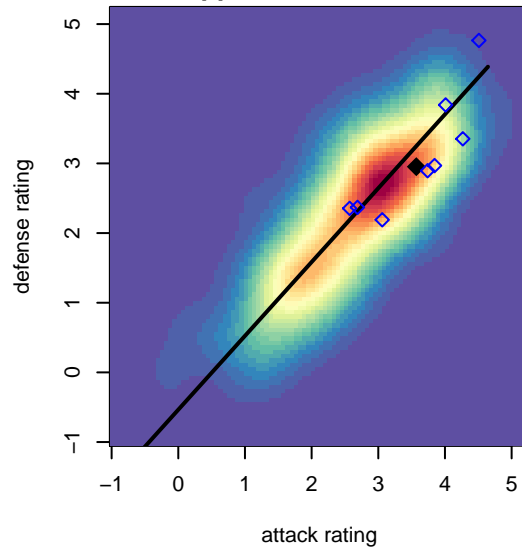
Venues played:  
2016 FWRL CAN CRL U16



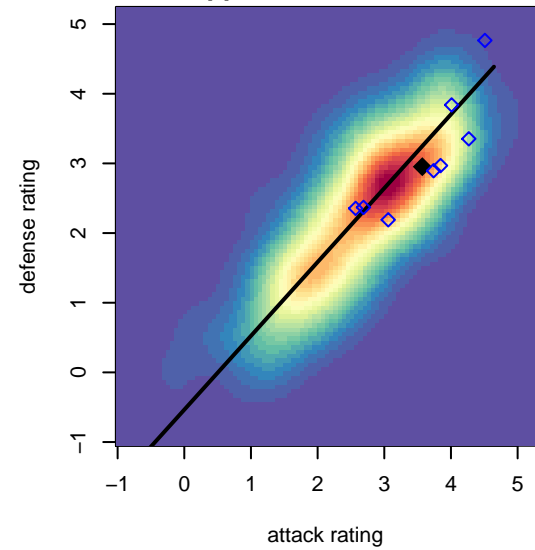
**attack and defense variance (black dot)  
relative to other teams  
and top 10 in region**



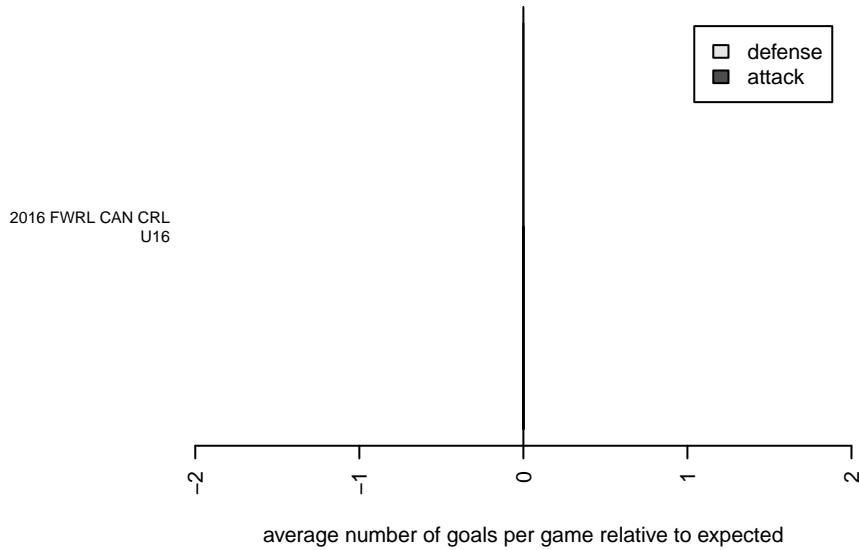
**attack and defense rating  
relative to others at age  
and all opponents in last 13 months**



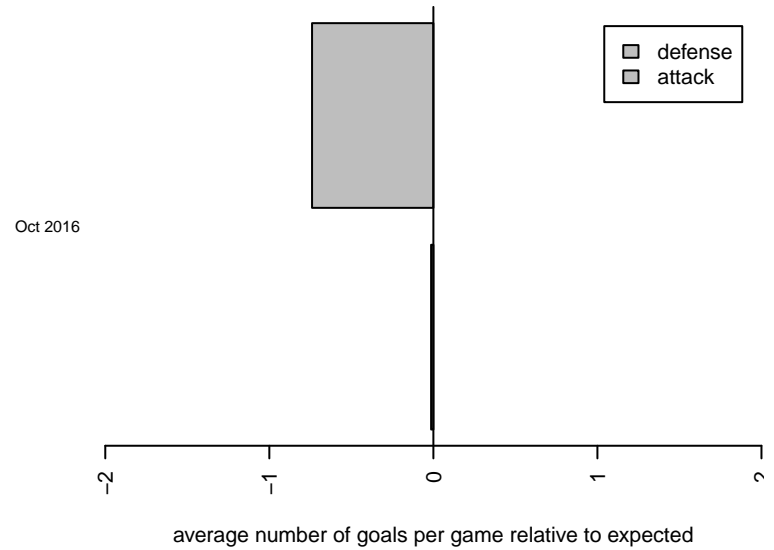
**attack and defense rating  
relative to others at age  
and all opponents in last 13 months**



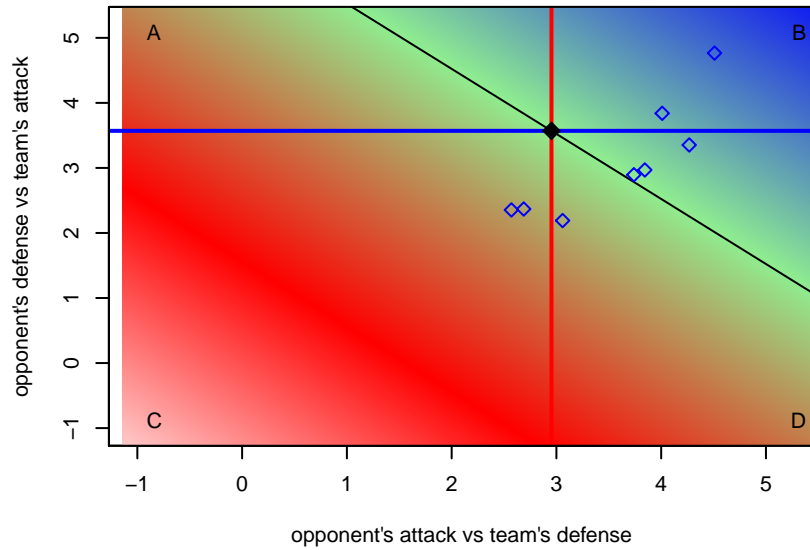
**Performance relative to 13 month average**



**Performance relative to 13 month average**



Distribution of opponents  
 Red = Lose zone, Blue = Win zone, Green = Even  
 Black line separates win/lose zones



lot. A=Neither has attack advantage, B=Opponent has both attack and defense advantage, C=Opponent has both attack and defense disadvantage, D=Both have

<b>date</b>	<b>home</b>		<b>away</b>		<b>venue</b>	<b>pred.home</b>	<b>pred.away</b>
2016-11-13	San Jose Earthquakes PDA B01	4	Santa Clara Sporting White B01	0	2016 FWRL CAN CRL U16	4.76	0.30
2016-11-06	Santa Clara Sporting White B01	2	San Jose Earthquakes CV Pre-Academy II B01	0	2016 FWRL CAN CRL U16	2.09	2.24
2016-10-26	Santa Clara Sporting White B01	1	Santa Clara Sporting Green B01	7	2016 FWRL CAN CRL U16	0.75	2.98
2016-10-23	Merced Stockton Atlas Academy B01	0	Santa Clara Sporting White B01	3	2016 FWRL CAN CRL U16	1.06	3.95
2016-10-08	Livermore Fusion FC Maroon B01	0	Santa Clara Sporting White B01	4	2016 FWRL CAN CRL U16	0.74	3.35
2016-09-18	Santa Clara Sporting White B01	4	Union City Premier Academicos B01	1	2016 FWRL CAN CRL U16	3.25	0.80
2016-09-11	El Camino Real Salinas Galaxy B01	4	Santa Clara Sporting White B01	1	2016 FWRL CAN CRL U16	3.92	1.42
2016-08-28	Santa Clara Sporting White B01	2	California Northstars B01	3	2016 FWRL CAN CRL U16	1.89	2.50